
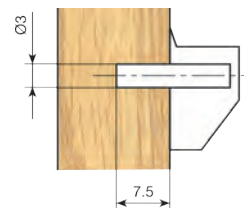


2 SHELF SUPPORTS


Shelf support Ø3.

			
White	RAL 9003	921.503.004	
Brown	RAL 8016	921.503.015	3.000
Black	RAL 9005	921.503.026	

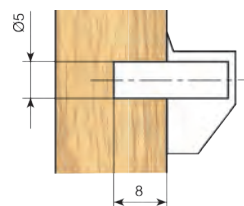
With zinc-coated steel pin.




Shelf support Ø5.

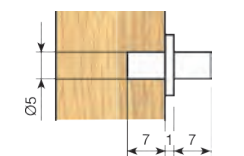
			
White	RAL 9003	922.405.002	
Brown	RAL 8016	922.405.013	3.000
Black	RAL 9005	922.405.024	
Transparent		922.405.691	

With zinc-coated steel pin.




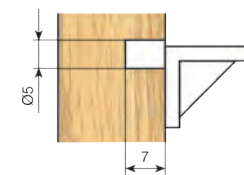
Shelf support Ø5 mm.

			
Zinc-coated		920.805.034	5.000
Zinc-coated black		920.805.045	




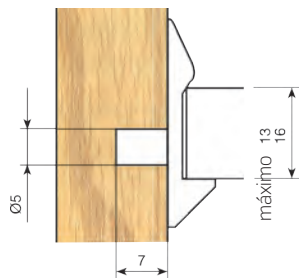
Shelf support with bracket Ø5.

			
White	RAL 9003	920.405.006	
Brown	RAL 8016	920.405.010	5.000
Black	RAL 9005	920.405.021	
Oak	RAL 1002	920.405.194	




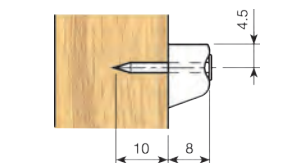
Shelf support 13 mm.

			
White	RAL 9003	920.715.003	5.000
Brown	RAL 8016	920.715.014	




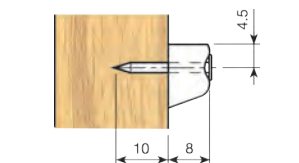
Shelf support 16 mm.

			
White	RAL 9003	920.700.001	5.000
Brown	RAL 8016	920.700.012	
Transparent		920.700.690	



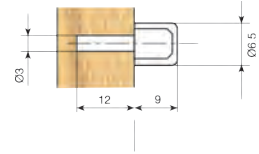
Shelf support with nail.

			
White	RAL 9003	920.919.005	5.000
Brown	RAL 8016	920.919.016	
Black	RAL 9005	920.919.020	



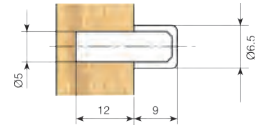
Shelf support for glass Ø3.

Natural	921.203.102	5.000
---------	-------------	-------



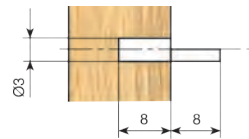
Shelf support for glass Ø5.

Natural	921.105.102	5.000
---------	-------------	-------



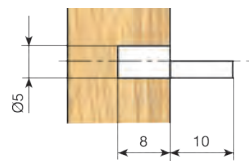
Flat shelf support Ø3.

Nickel-plated	921.303.062	5.000
---------------	-------------	-------



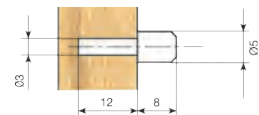
Flat shelf support Ø5.

Nickel-plated	921.405.063	5.000
---------------	-------------	-------



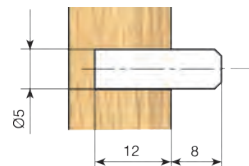
Cylindrical shelf support Ø3.

Nickel-plated	912.320.065	5.000
---------------	-------------	-------




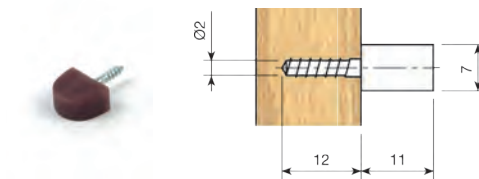
Cylindrical shelf support Ø5.

Nickel-plated	912.020.060	5.000
---------------	-------------	-------




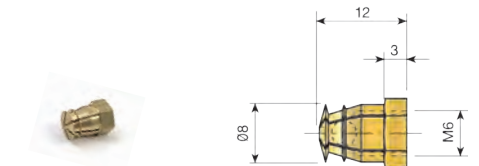
Shelf support with inserted screw.

			
White	RAL 9003	920.111.006	5.000
Brown	RAL 8016	920.111.010	
Black	RAL 9005	920.111.021	




M6 self-expanding brass nut.

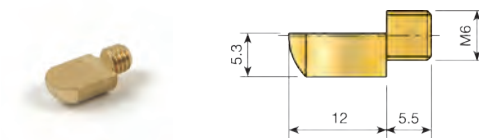
			
Ø8 x 12mm.		944.112.105	5.000




Brass shelf support.

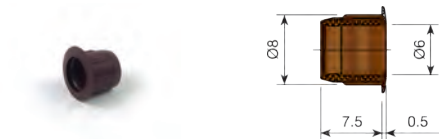
		M6	
M6		920.200.105	1.000 or 5.000

See section on nuts in chapter 4 assembly, clock Ø15.




Knock-in ribbed case for shelf.

			
White	RAL 9003	922.100.001	10.000
Brown	RAL 8016	922.100.012	
Black	RAL 9005	922.100.023	
Oak	RAL 1002	922.100.196	




Plastic support with tab for shelf.

			
White	RAL 9003	920.300.006	5.000
Brown	RAL 8016	920.300.010	
Black	RAL 9005	920.300.021	
Oak	RAL 1002	920.300.194	



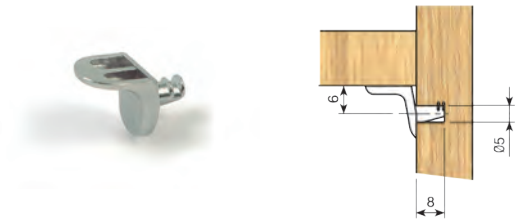
Plastic support without tab for shelf.

			
White	RAL 9003	920.406.001	5.000
Brown	RAL 8016	920.406.012	
Black	RAL 9005	920.406.023	
Oak	RAL 1002	920.406.196	



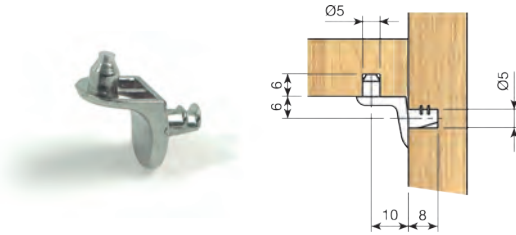
Plain metal shelf support.

Nickel-plated	920.505.062	2.500	



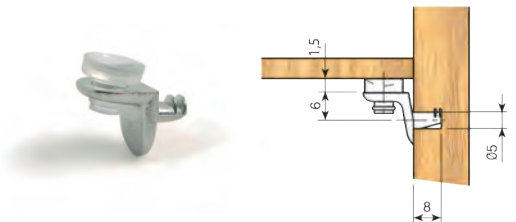
Metal shelf support with pivot.

Nickel-plated	920.515.061	2.500	



Metal shelf support for glass.

Nickel-plated	920.525.060	2.000	



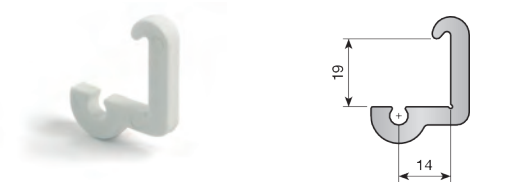
Safety coupler for 16mm shelf.

White RAL 9003	923.016.006	5.000	



Safety coupler for 19mm shelf.

White RAL 9003	923.019.005	5.000	



Shelf support Ø3 mm.

Zinc-coated	921.903.032	5.000	



Shelf support Ø5 mm.

Zinc-coated	920.805.034	5.000	
Zinc-coated black	920.805.045	5.000	

